





LAPTOPS IN CLASSROOMS

Right time. Right task. Right mode.

RIGHT TIME	RIGHT TASK	RIGHT MODE
Keep your laptop closed on your desk until instructed to open it.	Stick to the resources suggested by your teacher.	Use only as directed: laptop, easel, tablet, or screen closed.



LAPTOP MODE	EASEL MODE	TABLET MODE	SCREEN CLOSED
			

Don't get distracted.

Close your screen during discussion activities.	When asked to pause work on your laptop, stop.	No casual browsing!
---	--	---------------------

Be a role model.

Collaborate productively and respectfully.	Embrace opportunities to develop digital skills, and...	Help others develop theirs, too.
--	---	----------------------------------

And finally:

Your laptop is just one learning resource. Others include:

Your brain! Take time to think.	Your teacher and classmates – so listen, and look at the person talking.	Non-digital resources.
---------------------------------	--	------------------------



Queen
Elizabeth's
School
FOUNDED IN 1573